



JASIC[®]

Year
Warranty
5 ON ALL MODELS

EVO2.0

New standard of UX in welding

PFC
Power Factor
Correction
EN 61000-3-3:2013

Passionate About Your Welding

Introducing Jasic's new single phase
PFC range of welding inverters and
plasma cutters - EVO 2.0.

For existing Jasic Pro single phase and three
phase inverters please visit Jasic.co.uk



EVO 2.0

New standard of UX in welding

 **JASIC**[®]



CONTENTS

MMA

EA-160	ARC160 PFC c/w Case & Lead Set	01
EA-200	ARC200 PFC c/w Case & Lead Set	02

MIG

EM-160C	MIG160 PFC	05
EM-200C	MIG200 PFC	06
EM-200CT	MIG200 PFC c/w Trolley	07
EM-250CT	MIG250 PFC c/w Trolley	08

TIG

ET-200	TIG200 PFC c/w Case & Lead Set	09
ET-200P	TIG200 Pulse PFC c/w Case & Lead Set	10
ET-200P-WC	TIG200 Pulse PFC Water Cooled	11
ET-200PACDC	TIG200PACDC PFC	12
ET-200PACDC-WC	TIG200PACDC PFC Water Cooled	13

CUT

EP-45	CUT45 PFC	15
EP-45SC	CUT45 PFC c/w Compressor	16

ACCESSORIES	17
-------------	----

EVO2.0


JASIC's Story

JASIC is a forerunner of IGBT inverter welding technology and its products were used in some of the most ambitious projects in modern history such as the Beijing Bird's Nest Stadium.

Founded in 2005, the company has grown into an international business with a \$200 million annual turnover* and over 1000 staff worldwide. With 3 RDI centres, JASIC have more than 150 R&D personnel and industry-leading integrated test laboratories certified by TÜV Rheinland and CSA. Exporting to over 80 countries and regions, Jasic has an annual production capacity of 1 million machines.

JASIC is driven by its passion for the world's welding needs, and strives to deliver reliable and ecological solutions.

*Data of 2021 financial year



At A Glance



1 Million Units
Annual Production
Capacity



1000+
Employees
Worldwide



3 RDI
Centres



Exporting to
80+
Countries



200 Million
Annual Turnover

■ JASIC Quality

The concept of “JASIC Quality” goes well beyond the product quality control. It’s about implementing sustainability strategies in all aspects of JASIC’s operation. Holder of ISO 9001:2015 and ISO 14001:2015, JASIC strives to develop reliable, energy-efficient and eco friendly solutions to the global welding market. JASIC Quality ensures reliability and performance certified by the most prodigious quality management institutions in the world.



■ Industry-leading Integrated Test Laboratories

A crucial part of JASIC Quality, our integrated test laboratories have been certified as witness test laboratories by both TÜV Rheinland and CSA Group. All welding power sources are comprehensively inspected with 42 test procedures, assuring product compliance with the most stringent quality and safety standards.





Redefined Industrial Design & HMI (human-machine interface)

- Rugged, robust looks with ergonomic features
- User-centric human-machine interface experience
- Flexible remote control solutions

Solid Welding Performance

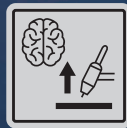
- **Dash-Arc** technology for high frequency TIG
- **Smart Lift-TIG** arc sensing technology
- Consistent and efficient MIG spot welding performance
- **Intelligent synergic control**

High Standards in Safety, Reliability, Sustainability

- Power factor correction (PFC) for improved overall energy efficiency, generator friendliness
- Auto sleep mode for reduced energy consumption
- **Smart gas** for optimized shielding gas consumption



Dash-Arc
for HF TIG



Smart Lift-TIG



HF Stabilising Technology
For AC TIG



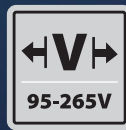
SurePlasma Technology
For non-HF CUT




Mesh Cutting



Power Factor Correction (PFC)



Wide Voltage Adaptation



Intelligent Synergic Control



50/60 Hz
Input Power Source



On Demand Fan



Auto Sleep Mode



Smart Gas



Welding Engineer Mode



LED Lit Wire Feed Cabinet

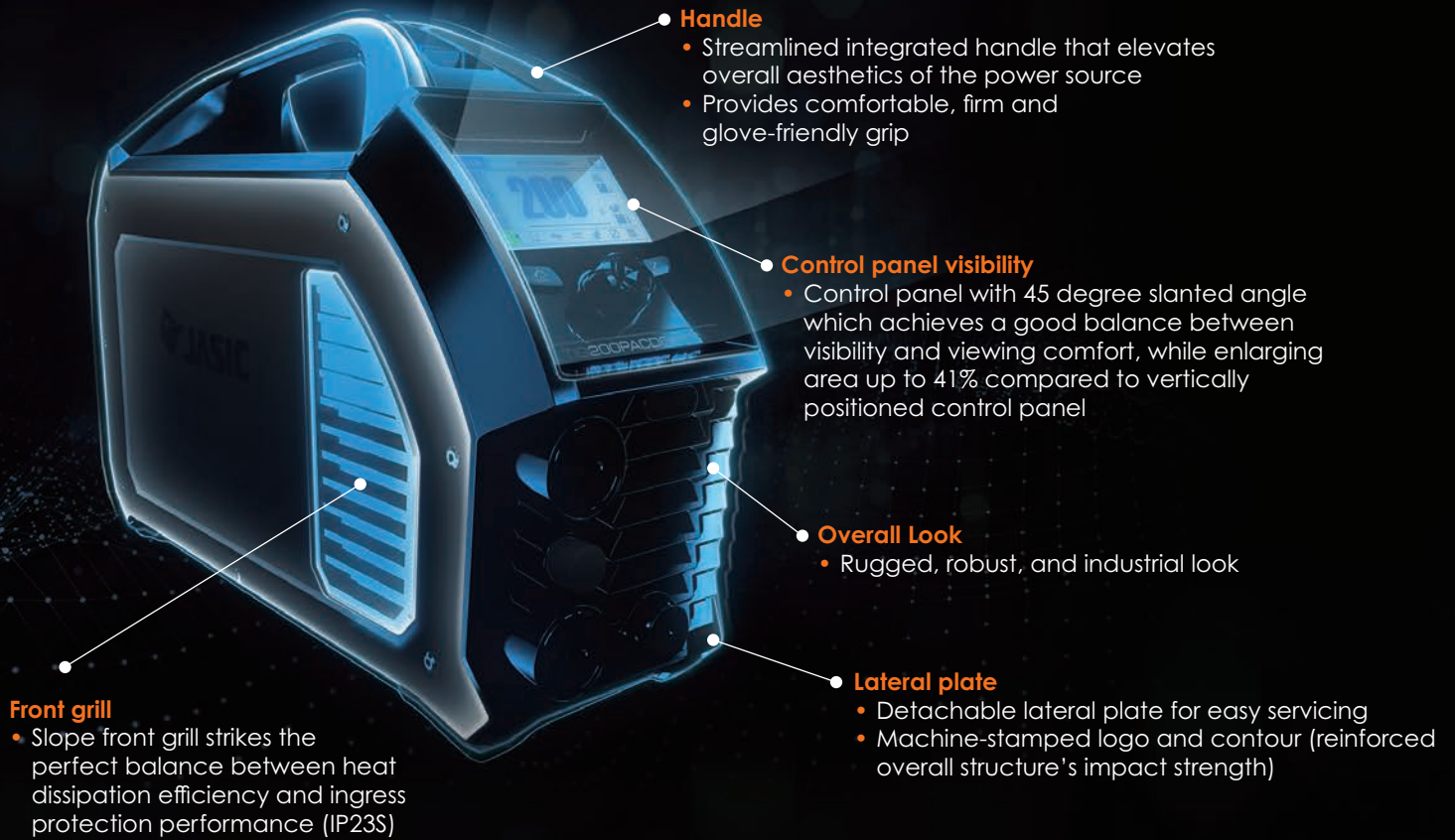


Handy Accessory Storage Slot



Energy Saving Environment Friendly

Industrial design highlights





Flexible remote control solutions



- Minimalist handheld remote control (wireless)



- Dedicated handheld remote control (wireless)



- Dedicated foot pedal remote control (wireless)



- Dedicated handheld remote control (wired)



- Dedicated foot pedal remote control (wired)

■ Solid welding performance



Dash-Arc technology for HF TIG

- Delivers 99+% arc striking success rate, high consistency & high ignition response rate (50~60ms)



Smart Lift-TIG

- Eliminates weld defects by monitoring the arc and stopping it when necessary
- Detects short circuit caused by accidental contact between the tungsten tip and the workpiece and keeps the weld going
- Improves arc ignition success rate and effectively avoids tungsten tip sticking, contamination, and damage



Intelligent Synergic control



Welding engineer mode

- Provides access to adjust in-depth parameters, allowing greater freedom in parameter customization

MIG spot welding performance

- High arc ignition response rate & excellent consistency
- Capable of delivering 60+ manual weld spots per minute
- High weld joint uniformity

Plasma cutting features



SurePlasma technology for non-HF CUT

- Special software algorithm automatically adjusts parameters in accordance with different plasma torch length, achieving high arc ignition success rate



Mesh cutting




High standards in safety, reliability, sustainability

Redefined internal structure

ABAP: Active Balancing Air Passage

- Internal airflow is optimally diverged by a segregation structure
- The divergence of airflow can dissipate heat generated by different power electronics in a more balanced manner
- The power source's overall reliability is improved thanks to this internal structure design



Power factor correction

- Improves overall energy efficiency
- Allows use with generator



Smart gas

- Automatic postflow time adjustment for TIG welding according to actual welding current and time, etc
- Reduces shielding gas consumption up to 40% compared to conventional products



Auto sleep mode

- Power source will enter standby mode after being idle for 10 minutes
- Reduces standby power consumption to below 15W, over 60% energy economized compared to conventional products



Compatible with input power sources of AC 95-265 V

Glossary

Clear vision technology

High definition led screen mounted at the optimum angle for improved visibility and viewing comfort.

Colour TFT LCD display

An optional colour display with additional storage of set up, fault and consumable guides.

ABAP - Active Balancing Air Passage

An effective design for the cooling air flow to improve the power source's performance and increase the life of components.

Wireless Connection

Fitting the optional wireless module allows the use of wireless accessories.

Dedicated wireless remote controls

A range of wireless remote controls hand or foot operated with no mechanical parts.

Wired remote controls

A range of wired remote controls hand or foot operated with no mechanical parts.

Quick factory reset

Quick reset to the factory programmed setting in the event of incorrect setting by the operator.

Dash Arc

Dash-Arc is a technology for HF TIG ignition, which combines an HF boosting circuit and programming logic, To achieve high ignition performance. Dash-Arc technology delivers better than 99% arc striking success rate with an ignition response rate of 50~60ms.

Smart lift TIG

Controls the short circuit current at the start to avoid any tungsten contamination and identifies accidental short circuits to maintain welding. Arc length cut off eliminates arc wander.

HF Stabilising technology

Provides stable HF oscillation regardless of input voltage stability.

Sure Plasma technology

The machine calculates the optimum start conditions based on the torch length automatically.

Mesh cutting

Used for cutting mesh or metal with gaps. Eliminates the need for stop / start using the torch switch.

Power factor correction (PFC)

Energy saving benefits for the user from high efficiency.

Wide voltage application

The design allows operation between 95 – 265V input without the need for any internal changes.

Intelligent synergic control

The units are pre-programmed for many material types and sizes for easy operation.

50/60Hz input power source

The power source can be connected to 50Hz or 60Hz power supplies with no need to change any settings.

On demand fan

The fan will only start when required by the machine and turn off when not required saving energy. This also reduces the amount of dust drawn into the machine extending component life.

Auto sleep mode

The machine will go to sleep after a pre-set time to save energy (less than 50W). It returns to full function by pressing any key.

Smart gas

Calculates the optimum post gas delay time based on current and weld time to save gas.

Welding engineer mode

Allows access to sub menu elements to check or change parameters.

LED inside the wire feed cabinet

An LED light aid so the operator can see inside the wire cabinet.

Handy accessory storage slot

A small storage for spare drive rolls and contact tips.

Energy saving and environment friendly

All models are RoHS 2.0 compliant.

Unique IGBT Pin Holder

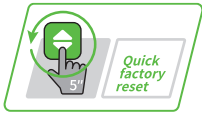
IGBT pin holder with the intersecting air exhaust that improves the power source's overall performance and reliability.



JASIC[®]
MMA

EVO2.0

New standard of UX in welding




ARC 160 PFC

Order Code: **EA-160**

Key Features

- Rugged, ergonomic design
- **ClearVision** technology
- **Intelligent synergic control**
- **Smart Lift TIG**
- Adaptable wide voltage range
- Quick factory reset
- Anti-stick, adjustable hot start and arc force
- Dedicated wireless remote control (optional)
- Remote control receiver module (optional)
- Power factor correction (PFC), generator friendly
- **ABAP: Active Balancing Air Passage**
- Fan on demand
- Voltage Reduction Device (VRD)
- Key power electronic component protection
- Overcurrent and overheat protection
- **Complete with protective case and MMA leads**



Technical Data

EA-160		ARC 160 PFC	
Input voltage		AC95-265V, 50/60 Hz	
		AC 115V	AC 230V
No load voltage		78V	
MMA	leff	14.4A	11.3A
	Rated input power	3.3kVA	5kVA
	Current range	20-110A	20-160A
	Rated duty cycle @ 40°C	25%	
TIG	leff	11.7A	7A
	Rated input power	2.2kVA	3.2kVA
	Current range	10-120A	10-160A
	Rated duty cycle @ 40°C	25%	
Efficiency		86%	
Power factor		0.99	
Idle state power		MMA: 38.2W TIG: 7W	
Protection class		IP23S	
Insulation class		H	
Dimensions LxWxH		413 x 150 x 311mm	
Weight		7.2Kg	
Recommended generator size		5kVA	7.5kVA

* Generator must have AVR



Standard Accessories

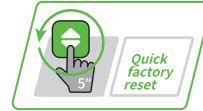
- Protective Carry Case
- MMA 3 Mtr Leads

Optional Accessories (p17)

- Dedicated Wireless/Wired Remote Control
- Mini Remote


ARC 200 PFC

Order Code: **EA-200**



Key Features

- Rugged, ergonomic design
- **ClearVision** technology
- **Intelligent synergic control**
- **Smart Lift TIG**
- Adaptable wide voltage range
- Quick factory reset
- Anti-stick, adjustable hot start and arc force
- Dedicated wireless remote control (optional)
- Remote control receiver module (optional)
- Power factor correction (PFC), generator friendly
- **ABAP: Active Balancing Air Passage**
- Fan on demand
- Voltage Reduction Device (VRD)
- Key power electronic component protection
- Overcurrent and overheat protection
- **Complete with protective case and MMA leads**



Technical Data

EA-200		ARC 200 PFC	
Input voltage		AC95-265V, 50/60 Hz	
No load Voltage		78V	
MMA	leff	15.6A	14.9A
	Rated input power	3.6kVA	6.8kVA
	Current range	20-120A	20-200A
	Rated duty cycle @ 40°C	25%	
TIG	leff	13.6A	9.8A
	Rated input power	3.1kVA	4.5kVA
	Current range	10-160A	10-200A
	Rated duty cycle @ 40°C	25%	
Efficiency		85%	
Power factor		0.99	
Idle state power		MMA: 46.8W TIG: 7W	
Protection class		IP23S	
Insulation class		H	
Dimensions LxWxH		413 x 150 x 311mm	
Weight		7.2Kg	
Recommended generator size		5.5kVA	10kVA

* Generator must have AVR



Standard Accessories

- Protective Carry Case
- MMA 3Mtr Leads

Optional Accessories (p17)

- Dedicated Wireless/Wired Remote Control
- Mini Remote

JASIC® EVO2.0



Arc 160 PFC and Arc 200 PFC complete with Protective Carry Case and 3 Mtr MMA Leads

JASIC[®]

MIG

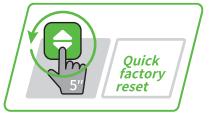


EVO2.0

New standard of UX in welding


MIG 160 PFC

Order Code: **EM-160C**



Key Features

- Rugged, ergonomic design
- **ClearVision** technology
- **Intelligent synergic control**
- Adaptable wide voltage range
- Welding engineer mode
- **Smart Lift TIG**
- Consistent and efficient MIG spot welding performance
- Flexible remote control solutions (optional)
- Power factor correction (PFC), generator friendly
- Quick factory reset; auto sleep mode
- Compatible with MIG digital torch and spool gun
- LED inside wire feeder cabinet; handy accessory storage slot
- **ABAP: Active Balancing Air Passage**
- Fan on demand
- Voltage Reduction Device (VRD)
- Key power electronic component protection
- Overcurrent and overheat protection



Technical Data

EM-160C		MIG 160 PFC	
Input voltage		AC95-265V, 50/60 Hz	
No load voltage		AC 115V	AC 230V
MIG	leff	14.5A	10.4A
	Rated input power	2.98kVA	4.22kVA
	Current range	30-120A	20-160A
	Rated duty cycle @ 40°C	30%	
	Wire feed speed	2-11m/min	2-14m/min
Wire spool size		D200	
MMA	leff	13.8A	10.1A
	Rated input power	2.26kVA	4.19kVA
	Current range	20-100A	20-140A
Rated duty cycle @ 40°C		30%	
TIG	leff	8.9A	7.9A
	Rated input power	1.79kVA	3.23kVA
	Current range	5-100A	5-160A
	Rated duty cycle @ 40°C	30%	
Efficiency		84%	
Power factor		0.99	
Idle state power		<50W	
Protection class		IP23S	
Insulation class		H	
Dimensions LxWxH		565 x 220 x 415mm	
Weight		16Kg	
Recommended generator size		4.5kVA	6.5kVA

* Generator must have AVR



Standard Accessories

- 3m MIG Torch (JE150-3)
- 3m Earth Clamp
- Argon Regulator
- Gas Hose

Optional Accessories (p17)

- Wireless Remote Control
- Wired Remote Control
- Spool On Gun
- WP26 Euro Style TIG Torch

MIG 200 PFC

Order Code: **EM-200C**



Key Features

- Rugged, ergonomic design
- **ClearVision** technology
- **Intelligent synergic control**
- Adaptable wide voltage range
- Welding engineer mode
- **Smart Lift TIG**
- Consistent and efficient MIG spot welding performance
- Flexible remote control solutions (optional)
- Power factor correction (PFC), generator friendly
- Quick factory reset; auto sleep mode
- Compatible with MIG digital torch and spool gun
- LED inside wire feeder cabinet; handy accessory storage slot
- **ABAP: Active Balancing Air Passage**
- Fan on demand
- Voltage Reduction Device (VRD)
- Key power electronic component protection
- Overcurrent and overheat protection



Technical Data

EM-200C		MIG 200 PFC	
Input voltage		AC95-265V, 50/60 Hz	
No load voltage		67V	
MIG	leff	17.4A	13.5A
	Rated input power	3.68kVA	5.74kVA
	Current range	30-140A	30-200A
	Rated duty cycle @ 40°C	25%	
	Wire feed speed	2-13m/min	2-15m/min
Wire spool size		D200	
MMA	leff	15.5A	13.6A
	Rated input power	3.28kVA	5.77kVA
	Current range	20-110A	20-180A
Rated duty cycle @ 40°C		25%	
TIG	leff	13.3A	10.6A
	Rated input power	2.79kVA	4.43kVA
	Current range	5-140A	5-200A
	Rated duty cycle @ 40°C	25%	
Efficiency		84%	
Power factor		0.99	
Idle state power		<50W	
Protection class		IP23S	
Insulation class		H	
Dimensions LxWxH		565 x 220 x 415mm	
Weight		16Kg	
Recommended generator size		5.5kVA	8.5kVA

* Generator must have AVR



Standard Accessories

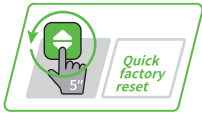
- 3m MIG Torch (JE250-3)
- 3m Earth Clamp
- Argon Regulator
- Gas Hose

Optional Accessories (p17)

- Wireless Remote Control
- Wired Remote Control
- Spool on Gun
- WP26 Euro Style TIG Torch

MIG 200 PFC

Order Code: **EM-200CT**



Key Features

- Rugged, ergonomic design
- **ClearVision** technology
- **Intelligent synergic control**
- Adaptable wide voltage range
- Welding engineer mode
- **Smart Lift TIG**
- Consistent and efficient MIG spot welding performance
- Flexible remote control solutions (optional)
- Power factor correction (PFC), generator friendly
- Quick factory reset; auto sleep mode
- Compatible with MIG digital torch and spool gun and pull-push torch
- LED inside wire feeder cabinet; handy accessory storage slot
- Fan on demand
- Trolley with cylinder holder
- Voltage Reduction Device (VRD)
- Key power electronic component protection
- Overcurrent and overheat protection
- TFT screen (optional)



Technical Data

EM-200CT		MIG 200 PFC	
Input voltage		AC95-265V, 50/60 Hz	
No load voltage		AC 115V	AC 230V
MIG	leff	17.4A	13.5A
	Rated input power	4.4kVA	7.5kVA
	Current range	30-140A	30-200A
	Rated duty cycle @ 40°C	30%	
	Wire feed speed	2-12m/min	2-16m/min
Wire spool size		D300	
MMA	leff	15.5A	13.6A
	Rated input power	3.2kVA	5.7kVA
	Current range	20-110A	20-180A
	Rated duty cycle @ 40°C	30%	
TIG	leff	13.3A	10.6A
	Rated input power	2.8kVA	4.4kVA
	Current range	5-140A	5-200A
	Rated duty cycle @ 40°C	30%	
Efficiency		>80%	
Power factor		0.99	
Idle state power		<50W	
Protection class		IP23S	
Insulation class		H	
Dimensions LxWxH		920 x 480 x 755mm	
Weight		41.9Kg	
Recommended generator size		6.5kVA	11.5kVA

* Generator must have AVR



Standard Accessories

- Trolley
- 4m MIG Torch (JE250-4)
- 3m Earth Clamp
- Argon Regulator
- Gas Hose

Optional Accessories (p17)

- Wireless Remote Control
- Wired Remote Control
- TFT Screen
- Spool On Gun
- WP26 Euro Style TIG Torch

MIG 250 PFC

Order Code: **EM-250CT**



Key Features


- Rugged, ergonomic design
- **ClearVision** technology
- **Intelligent synergic control**
- Adaptable wide voltage range
- Welding engineer mode
- **Smart Lift TIG**
- Consistent and efficient MIG spot welding performance
- Flexible remote control solutions (optional)
- Power factor correction (PFC), generator friendly
- Quick factory reset; auto sleep mode
- Compatible with MIG digital torch and spool gun and push-pull torch
- LED inside wire feeder cabinet; handy accessory storage slot
- Fan on demand
- Trolley with cylinder holder
- Voltage Reduction Device (VRD)
- Key power electronic component protection
- Overcurrent and overheat protection



Technical Data

EM-250CT		MIG 250 PFC	
Input voltage		AC95-265V, 50/60 Hz	
No load voltage		70V	
MIG	leff	19A	18.5A
	Rated input power	6.1kVA	10.3kVA
	Current range	30-160A	30-250A
	Rated duty cycle @ 40°C	30%	
	Wire feed speed	2-14m/min	2-18m/min
Wire spool size		D300	
MMA	leff	18.1A	17.6A
	Rated input power	3.8kVA	6.9kVA
	Current range	20-125A	20-220A
	Rated duty cycle @ 40°C	30%	
TIG	leff	15.9A	14.5A
	Rated input power	3.3kVA	6.1kVA
	Current range	5-160A	5-250A
	Rated duty cycle @ 40°C	30%	
Efficiency	>80%		
Power factor	0.99		
Idle state power	<50W		
Protection class	IP23S		
Insulation class	H		
Dimensions LxWxH	920 x 480 x 755mm		
Weight	41.9Kg		
Recommended generator size	9kVA	15.5kVA	

* Generator must have AVR



Standard Accessories

- Trolley
- 4m MIG Torch (JE250-4)
- 3m Earth Clamp
- Argon Regulator
- Gas Hose

Optional Accessories (p17)

- Wireless Remote Control
- Wired Remote Control
- Spool On Gun
- WP26 Euro Style TIG Torch



JASIC[®]
TIG



EVO2.0

New standard of UX in welding

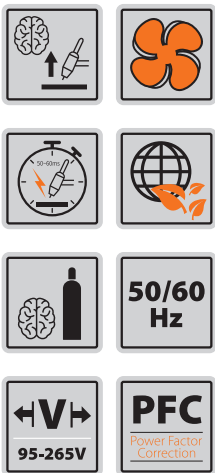
TIG 200 PFC

Order Code: **ET-200**



Key Features

- Rugged, ergonomic design
- **ClearVision** technology
- Adaptable wide voltage range
- **Dash-Arc**
- **Smart Lift TIG**
- Full featured DC TIG parameters
- Flexible remote control solutions (optional)
- Power factor correction (PFC), generator friendly
- Quick factory reset; auto sleep mode
- **ABAP: Active Balancing Air Passage**
- **Smart gas** for optimised shielding gas consumption
- Fan on demand
- Voltage Reduction Device (VRD)
- Key power electronic component protection
- Overcurrent and overheat protection
- **Complete with protective case and leads**



Technical Data

ET-200		TIG 200 PFC	
Input voltage		AC95-265V, 50/60 Hz	
		AC 115V	AC 230V
No load voltage		68V	
TIG	I _{eff}	14.9A	9.8A
	Rated input power	3.4kVA	4.5kVA
	Current range	5-160A	5-200A
	Rated duty cycle @ 40°C	25%	
MMA	I _{eff}	15.8A	12.8A
	Rated input power	3.7kVA	5.9kVA
	Current range	10-120A	10-180A
	Rated duty cycle @ 40°C	25%	
Efficiency		84%	
Power factor		0.99	
Idle state power		MMA: 33W TIG: 7W	
Protection class		IP23S	
Insulation class		H	
Dimensions LxWxH		453 x 150 x 313mm	
Weight		8.97Kg	
Recommended generator size		5kVA	7kVA

* Generator must have AVR



Standard Accessories

- Protective Case
- Lead Set
- 4m TIG Torch (JE79-ERGO)
- Argon Regulator
- Gas Hose

Optional Accessories (p17)

- Wireless Remote Control
- Wired Remote Control
- Wireless Foot Pedal
- Wired Foot Pedal

TIG 200P PFC

Order Code: **ET-200P**



Key Features

- Rugged, ergonomic design
- **ClearVision** technology
- Adaptable wide voltage range
- **Dash-Arc**
- **Smart Lift TIG**
- Full featured DC pulse TIG parameters
- Flexible remote control solutions (optional)
- Power factor correction (PFC), generator friendly
- Quick factory reset; auto sleep mode
- **ABAP: Active Balancing Air Passage**
- **Smart gas** for optimised shielding gas consumption
- Fan on demand
- Voltage Reduction Device (VRD)
- Key power electronic component protection
- Overcurrent and overheat protection
- **Complete with protective case and leads**



Technical Data

ET-200P		TIG 200P PFC	
Input voltage		AC95-265V, 50/60 Hz	
No load voltage		68V	
TIG	leff	14.9A	9.8A
	Rated input power	3.4kVA	4.5kVA
	Current range	5-160A	5-200A
	Rated duty cycle @ 40°C	25%	
MMA	leff	15.8A	12.8A
	Rated input power	3.7kVA	5.9kVA
	Current range	10-120A	10-180A
	Rated duty cycle @ 40°C	25%	
Efficiency		84%	
Power factor		0.99	
Idle state power		MMA: 33W TIG: 7W	
Protection class		IP23S	
Insulation class		H	
Dimensions LxWxH		453 x 150 x 313mm	
Weight		8.97Kg	
Recommended generator size		5kVA	7kVA

* Generator must have AVR



Standard Accessories

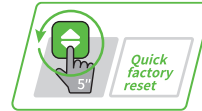
- Protective Case
- Lead Set
- 4m TIG Torch (JE79-ERGO)
- Argon Regulator
- Gas Hose

Optional Accessories (p17)

- Wireless Remote Control
- Wired Remote Control
- Wireless Foot Pedal
- Wired Foot Pedal
- Water Cooler

TIG 200P AC/DC PFC

Order Code: **ET-200PACDC**



Key Features

- Rugged, ergonomic design
- **ClearVision** technology
- Adaptable wide voltage range
- HF stabilising technology
- **Dash-Arc**
- **Smart Lift TIG**
- Full featured pulse TIG parameters
- Multiple AC waveforms
- Mixed waveform, mixed waveform frequency, mixed waveform duty cycle
- Flexible remote control solutions (optional)
- Power factor correction (PFC), generator friendly
- Quick factory reset; auto sleep mode
- Water cooled option available
- **ABAP: Active Balancing Air Passage**
- **Smart gas** for optimised shielding gas consumption
- On demand fan
- Voltage Reduction Device (VRD)
- Key power electronic component protection
- Overcurrent and overheat protection
- TFT screen (optional)



50/60 Hz

95-265V

Technical Data

ET-200PACDC		TIG 200P AC/DC PFC	
Input voltage		AC95-265V, 50/60 Hz	
No load voltage		65V	
TIG	leff	16.1A	10.6A
	Rated input power	3.5kVA	4.7kVA
	Current range	DC: 5-160A AC: 20-160A	DC: 5-200A AC: 20-200A
	Rated duty cycle @ 40°C	25%	
MMA	leff	18.7A	12.4A
	Rated input power	3.9kVA	5.6kVA
	Current range	10-120A	10-160A
	Rated duty cycle @ 40°C	30%	
Efficiency		80%	
Power factor		0.95	
Idle state power		<50W	
Protection class		IP23S	
Insulation class		H	
Dimensions LxWxH		490 x 165 x 341mm	
Weight		11.9Kg	
Recommended generator size		5kVA	7kVA

* Generator must have AVR



Standard Accessories

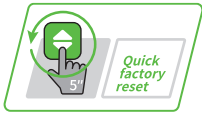
- 4m TIG Torch (JE79-ERGO)
- Lead Set
- Argon Regulator
- Gas Hose

Optional Accessories (p17)

- Wireless Remote Control
- Wired Remote Control
- Wireless Foot Pedal
- Wired Foot Pedal
- TFT Screen
- Water Cooler

TIG 200P AC/DC PFC

Order Code: **ET-200PACDC-WC**



Key Features

- Rugged, ergonomic design
- **ClearVision** technology
- Adaptable wide voltage range
- HF stabilising technology
- **Dash-Arc**
- **Smart Lift TIG**
- Full featured pulse TIG parameters
- Multiple AC waveforms
- Mixed waveform, mixed waveform frequency, mixed waveform duty cycle
- Flexible remote control solutions (optional)
- Power factor correction (PFC), generator friendly
- Quick factory reset; auto sleep mode
- Water cooled option available
- **ABAP: Active Balancing Air Passage**
- **Smart gas** for optimised shielding gas consumption
- On demand fan
- Voltage Reduction Device (VRD)
- Key power electronic component protection
- Overcurrent and overheat protection
- TFT screen (optional)



Technical Data

ET-200PACDC-WC		TIG 200P AC/DC PFC WC	
Input voltage		AC95-265V, 50/60 Hz	
No load voltage		65V	
TIG	leff	16.1A	10.6A
	Rated input power	3.5kVA	4.7kVA
	Current range	DC: 5-160A AC: 20-160A	DC: 5-200A AC: 20-200A
	Rated duty cycle @ 40°C	25%	
MMA	leff	18.7A	12.4A
	Rated input power	3.9kVA	5.6kVA
	Current range	10-120A	10-160A
Rated duty cycle @ 40°C		30%	
Efficiency		80%	
Power factor		0.95	
Idle state power		<50W	
Protection class		IP23S	
Insulation class		H	
Dimensions LxWxH		527 x 182 x 565 mm	
Weight		20.3Kg	
Recommended generator size		5kVA	7kVA

* Generator must have AVR



Standard Accessories

- 4m TIG Torch (JE83-ERGO)
- Lead Set
- Argon Regulator
- Gas Hose
- Water Cooler

Optional Accessories (p17)

- Wireless Remote Control
- Wired Remote Control
- Wireless Foot Pedal
- Wired Foot Pedal
- TFT Screen

 **JASIC**[®]
CUT

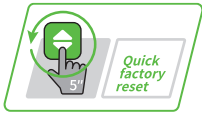


EVO2.0

New standard of UX in welding

CUT 45 PFC

Order Code: **EP-45**



Key Features

- Rugged, ergonomic design
- **ClearVision** technology
- Adaptable wide voltage range
- HF stabilising technology
- **SurePlasma** technology for consistent arc ignition performance with different torch lengths
- Mesh cutting, 2T/4T, non HF arc ignition and pilot arc
- Gas check, postflow time setting, cutting torch length setting
- Power factor correction (PFC), generator friendly
- Quick factory reset; auto sleep mode
- **ABAP: Active Balancing Air Passage**
- Fan on demand
- Key power electronic component protection
- Overcurrent and overheat protection
- TFT screen (optional)



Technical Data

EP-45	CUT 45 PFC	
Input voltage	AC95-265V, 50/60 Hz	
No load voltage	AC 115V	AC 230V
leff	20A	11.5A
Rated input power	3.6kVA	5.3kVA
Current range	20-30A	20-45A
Arc starting	NHF	
Rated duty cycle @ 40°C	25%	
Clean cut (carbon steel)/@400mm/min	6mm	15mm
Severance (carbon steel)	12mm	25mm
Efficiency	86%	
Power factor	0.99	
Idle state power	<50W	
Protection class	IP23S	
Insulation class	H	
Dimensions LxWxH	546 x 166 x 341 mm	
Weight	10Kg	
Recommended generator size	5.5kVA	8kVA

* Generator must have AVR



Standard Accessories

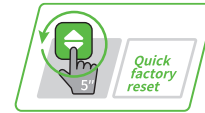
- 6m Cutting Torch (JE60-6)
- 3m Earth Clamp

Optional Accessories (p17)

- Compressor
- TFT Screen


CUT 45 PFC Compressor

Order Code: **EP-45SC**



Key Features

- With in-built compressor
- Rugged, ergonomic design
- **ClearVision** technology
- Adaptable wide voltage range
- Welding engineer mode
- **SurePlasma** technology for consistent arc ignition performance with different torch lengths
- Mesh cutting, 2T/4T, non HF arc ignition and pilot arc
- Gas check, postflow time setting, cutting torch length setting
- Power factor correction (PFC), generator friendly
- Quick factory reset; auto sleep mode
- **ABAP: Active Balancing Air Passage**
- Fan on demand
- Key power electronic component protection
- Overcurrent and overheat protection
- TFT screen (optional)



Technical Data

EP-45SC	CUT 45 PFC	
Input voltage	AC95-265V, 50/60 Hz	
No load voltage	AC 115V	AC 230V
I _{eff}	26A	15A
Rated input power	10kVA	6.2kVA
Current range	20-30A	20-45A
Arc starting	NHF	
Rated duty cycle @ 40°C	25%	
Clean cut (carbon steel)/@400mm/min	5mm	12mm
Severance (carbon steel)	10mm	20mm
Efficiency	86%	
Power factor	0.99	
Idle state power	<50W	
Protection class	IP23S	
Insulation class	H	
Dimensions LxWxH	548 x 187 x 558mm	
Weight	26.5Kg	
Recommended generator size	10kVA	9.5kVA

* Generator must have AVR



Standard Accessories

- 6m Cutting Torch (JE60-6)
- 3m Earth Clamp
- Compressor

Optional Accessories (p17)

- TFT Screen

Accessories

Jasic Evo handheld remote control (wireless)



Order code	Suitable machine	Remote control function	Range
HRC-02	EM-160C / EM-200C EM-200CT / EM-250CT	On MIG non-synergic mode: adjust wire feeding speed and welding voltage On MIG synergic mode: adjust welding current, and welding voltage On Lift TIG mode: Adjust welding current	30m
	ET-200 / ET-200P ET-200P ACDC	DC TIG: adjust welding current DC pulse TIG: adjust welding current and pulse frequency AC (pulse) TIG: adjust welding current and AC balance	

Jasic Evo handheld remote control (wired)



Order code	Suitable machine	Remote control function	Range
HRC-04 (3 pin connector)	EA-160 / EA-200	Adjust welding current on MMA mode and Lift-TIG mode	5m
HRC-01 (9 pin connector)	EM-160C / EM-200C EM-200CT / EM-250CT ET-200 / ET-200P ET-200P ACDC	Adjust welding current on MMA mode only	

Jasic Evo foot pedal remote control (wireless)



Order code	Suitable machine	Remote control function	Range
FRC-02	EM-160C / EM-200C EM-200CT / EM-250CT	Adjust welding current on Lift TIG mode only	30m
	ET-200 / ET-200P ET-200P ACDC	Adjust welding current on TIG mode	

Jasic Evo foot pedal remote control (wired)



Order code	Suitable machine	Remote control function	Range
FRC-01	EM-160C / EM-200C EM-200CT / EM-250CT ET-200 / ET-200P ET-200P ACDC	Adjust welding current on TIG mode	5m

Micro Jasic Evo handheld remote control (wireless)



Order code	Suitable machine	Remote control function	Range
HRC-03	EA-160 / EA-200	Adjust welding current on MMA and TIG mode	30m

Accessories



Water Cooler

- **Order code: LC-30**
- Dimensions: 527 x 182 x 224 mm
- For ET-200PACDC



TFT Screen

- **Order code: TFT-EM-200CT**
- For EM-200CT
- **Order code: TFT-ET-200PACDC**
- For ET-200PACDC
- **Order code: TFT-EP-45**
- For EP-45



Compressor

- **Order code: EP-SC**
- Dimensions: 463 x 187 x 236mm
- For EP-45



Trolleys

- **Order code: TR-01**
- Two wheeled tool box trolley
- For ET-200PACDC-WC
- **Order code: TR-02**
- Two wheeled trolley (basic)
- For ET-200PACDC-WC
- **Order code: JIT-01**
- Two Wheel Trolley
- For EA-160 / EA-200 / ET-200 / ET-200P / ET-200PACDC / EP-45

Wire Feed Accessories

Order code	Description	Diameter/ Width	Suitable for
10048352	Feed Roller 0.6/0.8mm "U" Groove	30mm x 10mm Solid	EM-160C / EM-200C
10048349	Feed Roller 0.8mm/1.0mm "U" Groove	30mm x 10mm Solid	EM-160C / EM-200C
10048353	Feed Roller 1.0mm/1.2mm "U" Groove	30mm x 10mm Solid	EM-160C / EM-200C
10048354	Feed Roller 0.6mm/0.8mm "V" Groove	30mm x 10mm Solid	EM-160C / EM-200C
10048356	Feed Roller 0.8mm/1.0mm "V" Groove	30mm x 10mm Solid	EM-160C / EM-200C
10048347	Feed Roller 1.0mm/1.2mm "V" Groove	30mm x 10mm Solid	EM-160C / EM-200C
10048338	Feed Roller 0.8/1.0mm Knurled	30mm x 10mm Solid	EM-160C / EM-200C
10016540	Feed Roller 0.6mm/0.8mm "V" Groove	35mm x 8mm	EM-200CT
10031901	Feed Roller 0.8mm/1.0mm "V" Groove	35mm x 8mm	EM-200CT
10031902	Feed Roller 1.0mm/1.2mm "V" Groove	35mm x 8mm	EM-200CT
10016541	Feed Roller 0.8mm/1.0mm "U" Groove	35mm x 8mm	EM-200CT
10029922	Feed Roller 1.0mm/1.2mm "U" Groove	35mm x 8mm	EM-200CT
10029929	Feed Roller 1.0mm/1.2mm FCW	35mm x 8mm	EM-200CT
10055168	Feed Roller 0.6mm/0.8mm "V" Groove	30mm x 10mm	EM-250CT
10036428	Feed Roller 0.8mm/1.0mm "V" Groove	30mm x 10mm	EM-250CT
10039481	Feed Roller 1.0mm/1.2mm "V" Groove	30mm x 10mm	EM-250CT
10029314	Feed Roller 1.2mm/1.6mm "V" Groove	30mm x 10mm	EM-250CT
10029899	Feed Roller 0.8mm/1.0mm "U" Groove	30mm x 10mm	EM-250CT
10016532	Feed Roller 1.0mm/1.2mm "U" Groove	30mm x 10mm	EM-250CT
10016599	Feed Roller 1.2mm/1.6mm "U" Groove	30mm x 10mm	EM-250CT
10029903	Feed Roller 1.2mm/1.6mm FCW	30mm x 10mm	EM-250CT
10029904	Feed Roller 1.0mm/1.6mm FCW	30mm x 10mm	EM-250CT

0.8mm/1.0mm "V" Groove rollers are supplied as standard on all models

Accessories

Remote Control		
Order Code	Description	Suitable For
TS4	Wireless transceiver	ET-200 / ET-200P / ET-200PACDC / EM-160C EM-200C / EM-200CT / EM-250CT
TS5	Wireless transceiver	EA-160 / EA-200
SP9123	10K Torch Remote Potentiometer	JE79 / JE83 / TIG-102
SP9129	4 Button Digital Torch Remote	JE79 / JE83 / TIG-102
PLASMA Accessories		
JE60-6	60A Plasma Torch 6mtr	EP-45 / EP-45SC
JE60-THK	JE60 Torch Head Kit	JE60-6
MIG Accessories		
JE150-3	150A MIG Torch 3mtr (Air cooled)	EM-160C / EM-200C
JE250-3	250A MIG Torch 3mtr (Air cooled)	EM-200C
JE250-4	250A MIG Torch 4mtr (Air cooled)	EM-200CT / EM-250CT
JESP-250-6	EVO Spool On Gun 6mtr	EM-160C / EM-200C EM-200CT / EM-250CT
TIG Accessories		
JE79-ERGO	T26 12FT TIG Torch (Air cooled)	ET-200 / ET-200P / ET-200PACDC
JE79-ERGO-10K	T26 12FT TIG Torch 10K Analogue Remote (Air cooled)	ET-200 / ET-200P / ET-200PACDC
JE79-ERGO-4B	T26 12FT TIG Torch 4 Button Digital Remote (Air cooled)	ET-200 / ET-200P / ET-200PACDC
JE79-ERGO-FLEXI	T26 FLEXI 12FT TIG Torch (Air cooled)	ET-200 / ET-200P / ET-200PACDC
JE79-ERGO-FLEXI-10K	26 FLEXI 12FT TIG Torch 10K Analogue Remote (Air cooled)	ET-200 / ET-200P / ET-200PACDC
JE79-ERGO-FLEXI-4B	T26 FLEXI 12FT TIG Torch 4 Button Digital Remote (Air cooled)	ET-200 / ET-200P / ET-200PACDC
JE79-ERGO-8M	T26 25FT TIG Torch (Air cooled)	ET-200 / ET-200P / ET-200PACDC
JE79-ERGO-8M-10K	T26 25FT TIG Torch 10K Analogue Remote (Air cooled)	ET-200 / ET-200P / ET-200PACDC
JE79-ERGO-8M-4B	T26 25FT TIG Torch 4 Button Digital Remote (Air cooled)	ET-200 / ET-200P / ET-200PACDC
JE79-ERGO-8MFLEXI	T26 FLEXI 25FT TIG Torch (Air cooled)	ET-200 / ET-200P / ET-200PACDC
JE79-ERGO-8MFLEXI-10K	T26 FLEXI 25FT TIG Torch 4 Button Digital Remote (Air cooled)	ET-200 / ET-200P / ET-200PACDC
JE79-ERGO-8MFLEXI-4B	T26 FLEXI 25FT TIG Torch 4 Button Digital Remote (Air cooled)	ET-200 / ET-200P / ET-200PACDC
JE83-ERGO	T18 12FT TIG torch (Water cooled)	ET-200PACDC-WC
JE83-ERGO-10K	T18 12FT TIG torch 10K Analogue Remote (Water cooled)	ET-200PACDC-WC
JE83-ERGO-4B	T18 12FT TIG torch 4 Button Digital Remote (Water cooled)	ET-200PACDC-WC
JE83-ERGO-FLEXI	T18 FLEXI 12FT TIG Torch (Water cooled)	ET-200PACDC-WC

Accessories

TIG Accessories

JE83-ERGO-FLEXI-4B	T18 FLEXI 12FT TIG Torch 4 Button Digital Remote (Water cooled)	ET-200PACDC-WC
JE83-ERGO-8M	T18 25FT TIG Torch (Water cooled)	ET-200PACDC-WC
JE83-ERGO-8M-10K	T18 25FT TIG Torch 10K Analogue Remote (Water cooled)	ET-200PACDC-WC
JE83-ERGO-8M-4B	T18 25FT TIG Torch 4 Button Digital Remote (Water cooled)	ET-200PACDC-WC
JE83-ERGO-8MFLEXI	T18 FLEXI 25FT TIG Torch (Water cooled)	ET-200PACDC-WC
JE83-ERGO-8MFLEXI-10K	T18 FLEXI 25FT TIG Torch 10K Analogue Remote (Water cooled)	ET-200PACDC-WC
JE83-ERGO-8MFLEXI-4B	T18 FLEXI 25FT TIG Torch 4 Button Digital Remote (Water cooled)	ET-200PACDC-WC
TIG-102	T17 12FT TIG Torch (Air cooled)	ET-200 / ET-200P / ET-200PACDC
TIG-102-10K	T17 12FT TIG Torch 10K Analogue Remote (Air cooled)	ET-200 / ET-200P / ET-200PACDC
TIG-102-4B	T17 12FT TIG Torch 4 Button Digital Remote (Air cooled)	ET-200 / ET-200P / ET-200PACDC
TIG-102-FLEXI	T17 12FT FLEXI TIG Torch (Air cooled)	ET-200 / ET-200P / ET-200PACDC
TIG-102-FLEXI-10K	T17 12FT FLEXI TIG Torch 10K Analogue Remote (Air cooled)	ET-200 / ET-200P / ET-200PACDC
TIG-102-FLEXI-4B	T17 12FT FLEXI TIG Torch 4 Button Digital Remote (Air cooled)	ET-200 / ET-200P / ET-200PACDC
TIG-102-8M	T17 24FT TIG Torch (Air cooled)	ET-200 / ET-200P / ET-200PACDC
TIG-102-8M-10K	T17 24FT TIG Torch 10K Analogue Remote (Air cooled)	ET-200 / ET-200P / ET-200PACDC
TIG-102-8M-4B	T17 24FT TIG Torch 4 Button Digital Remote (Air cooled)	ET-200 / ET-200P / ET-200PACDC
TIG-102-8M-FLEXI	T17 24FT FLEXI TIG Torch (Air cooled)	ET-200 / ET-200P / ET-200PACDC
TIG-102-8M-FLEXI-10K	T17 24FT FLEXI TIG Torch 10K Analogue Remote (Air cooled)	ET-200 / ET-200P / ET-200PACDC
TIG-102-8M-FLEXI-4B	T17 24FT FLEXI TIG Torch 4 Button Digital Remote (Air cooled)	ET-200 / ET-200P / ET-200PACDC
WP26-12JE	WP26 Euro Style TIG Torch 4m	EM-160C / EM-200C EM-200CT / EM-250CT
WP26-25JE	WP26 Euro Style TIG Torch 8m	EM-160C / EM-200C EM-200CT / EM-250CT
JSG-PLUG-9PIN	9 Pin Plug	ET-200 / ET-200P / ET-200PACDC EM-160C / EM-200C EM-200CT / EM-250CT





WILKINSON STAR

50 / A family business
engineered through
generations since 1971

www.jasic.co.uk

Wilkinson Star Limited
Shield Drive
Wardley Industrial Estate
Worsley
Manchester
UK
M28 2WD

0161 793 8127

Open Hours
8.30 am - 5 pm

FIND US ON



@Jasicuk

The information in this document may contain statements or predictive statements including, without limitation, statements regarding product specifications, current/future financial and operating results, future product portfolios, new technologies, etc. There are a number of factors that could cause actual results and developments to differ materially from those expressed or implied in these statements. Therefore, such information is provided for reference purpose only and constitutes neither an offer nor an acceptance. JASIC may change the information at any time without notice.